


1st Stop: West African Villages



<http://www.p-rr-tt.org.uk/Family%20Notes%20June08htm.htm>

Carefully examine each picture. Then, as a group, discuss the following questions. Write your answers on your response sheet.

1. What emotions do you see in these pictures?
2. How can you tell some men are supervisors?
3. Why are these supervisors not white?
4. In conclusion, what do you believe is happening in these pictures?



http://libweb5.princeton.edu/visual_materials/maps/websites/africa/livingstone/livingstone-images.html

2nd Stop: Trading Post/ Cape Coast Castle



<http://www.ask.com/wiki/Ghana>

Carefully examine each picture and read the paragraph below. Then, as a group, discuss the following questions. Write your answers on your response sheet.

1. What was your first impression of the Cape Coast Castle?
2. Why is this trading post located on the coast?
3. How can you tell this trading post was built by Europeans?
4. At this point in the journey, what would you be feeling if you were one of the captured slaves?




<http://siku-moja.blogspot.com/2009/07/cave-of-no-return-cape-coast-castle.html>

Europeans set up trading posts to trade manufactured goods for the natural resources of Africa. The one pictured above was located in Ghana and called the Cape Coast Castle. Eventually, these sites became places to house thousands of slaves who awaited their dreaded journey to the new world. Around 1000 male slaves and 500 female slaves occupied the castle at any one time in separate dungeons. Each slave would be locked up for 6-12 weeks, waiting for their turn to board one of the ships. The dungeons must have been unbearable with hundreds of slaves crammed in together and no toilet facilities. The picture above (to the left) is a picture of "The Cave of No Return" where slaves would exit the trading post and board their ships.


*** CLASS COPY - DO NOT WRITE ON THIS!!!***
JOURNEY FROM AFRICA TO THE AMERICAS - PHOTO ANALYSIS STATIONS

3rd Stop: Middle Passage



Carefully examine each picture and read the paragraph below. Then, as a group, discuss the following questions. Write your answers on your response sheet.

1. What was your first impression of the Middle Passage?
2. Why were slaves beaten during the Middle Passage?
3. With that many people in such a small area, what types of problems do you think occurred?
4. If you were on the Middle Passage, how would you cope with the conditions?



The Middle Passage was the journey from Africa to the Americas. Ship captains were known as “tight packers” or “loose packers” depending on how many people they were willing to fit on a ship. Most ships held 400, but it was not unusual to have 600-700 people per ship. People were treated as cargo. The trip would take nearly 50-90 days. Due to their packed conditions, Africans would have to lie in each other's sweat, urine, feces and blood. The heat was unbearable and un-breathable.

Many people would refuse to eat or even commit suicide. The ship's crew would brutally force the slaves to eat so that they would not die, because if someone died, they could not be sold for profit. The slaves would often be beaten with a device called a cat-o-nine-tails, which would leave horrible wounds on the slaves.

4th Stop: Slave Auction

TO BE SOLD, on board the
Ship *Bance-Island*, on tuesday the 6th
of *May* next, at *Ashley-Ferry*; a choice
cargo of about 250 fine healthy

NEGROES,
just arrived from the
Windward & Rice Coast.

—The utmost care has
already been taken, and
shall be continued, to keep them free from
the least danger of being infected with the
SMALL-POX, no boat having been on
board, and all other communication with
people from *Charles-Town* prevented.

Austin, Laurens, & Appleby.

N. B. Full one Half of the above Negroes have had the
SMALL-POX in their own Country.

Carefully examine each picture. Then, as a group, discuss the following questions. Write your answers on your response sheet.

1. What are these images communicating? / What is the purpose of these images?
2. Where would these images be found?
3. Note the color of the man by the stage in the picture below. How could he have gotten a job at a slave auction?
4. What was the purpose of the Transatlantic Slave Trade?

<http://www.learnnc.org/lp/editions/nchist-newnation/4382>

Sept. 27, 1856.]

THE ILLUSTRATED LONDON NEWS

315



SLAVE AUCTION AT RICHMOND, VIRGINIA.