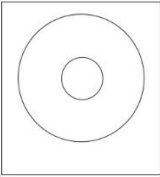
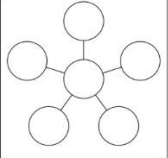
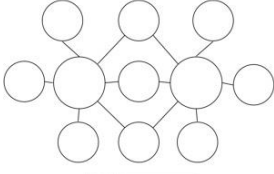
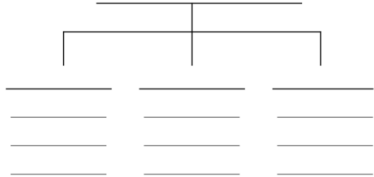
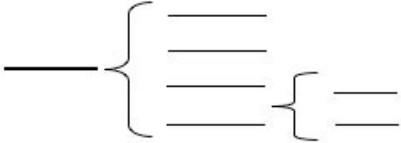
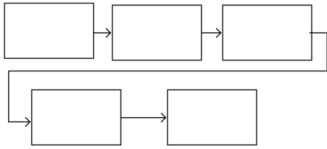
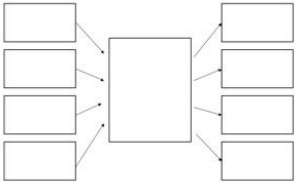



Thinking Maps Reference Sheet

| Type of Thinking Map | Example Map | What is it used for? |
|--------------------------|---|---|
| Circle Map |  | Defining in Context or Brainstorming |
| Bubble Map |  | Describing |
| Double Bubble Map |  | Comparing and Contrasting |
| Tree Map | <p style="text-align: center; font-size: small;">Tree Map</p>  | Classifying |
| Brace Map |  | Part-to-Whole |
| Flow Map | <p style="text-align: center; font-size: small;">Flow Chart Model</p>  | Sequencing |
| Multi-Flow Map |  | Cause and Effect |
| Bridge Map |  | Seeing Relationships/Analogies |

Frame of Reference

(You should always have this box around your thinking map)

Green: Where did the information come from?

Blue: What influenced the information?

Red: So what? So why?

| | | |
|--|--|--|
| | | |
|--|--|--|